

Day Two: Steps and Skips

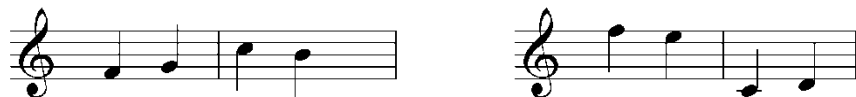
Tip for Today:

When sight reading, recognizing patterns saves you time. A great musician doesn't read every single note when they are sight reading; instead, they look at how the notes relate to each other. Once you can read English, when you read the word "reading", you don't see r - e - a - d - i - n - g. You just recognize the collection of letters.


Preparing:



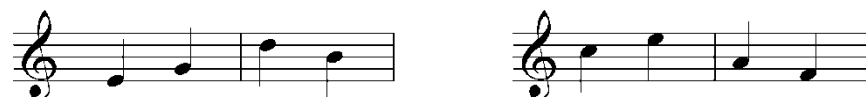
When music moves from a line to the next space, or a space to the next line, I call it a step.




The steps in this example are here:



When music moves from a line to the next line, or a space to the next space, I call it a skip.



The skips in this example are here:



Let's Try:

Play this example, and make sure you skip over a note when the music skips from a line to the next line or a space to the next space.